

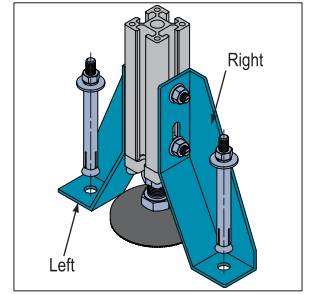
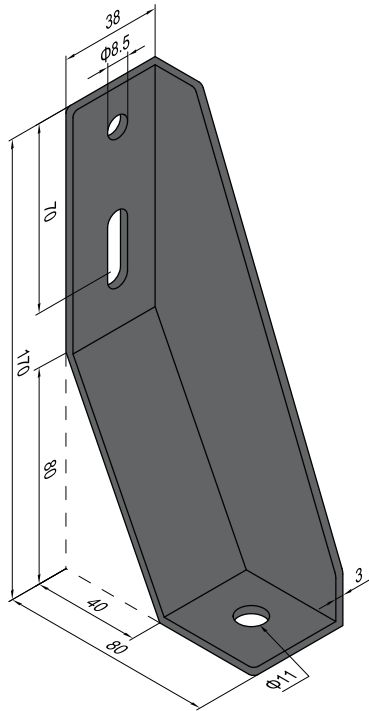
Floor Elements




Base Angle

To improve stability of structure supported by leveling foot.

Material: steel, Black Electrophoresis

Base Angle-Left/Right



C	Fastening Set	AA	Fastening Set
	M8 Flange Nut zinc plated		M8x100 expansion bolt zinc plated
	M8x20 T Bolt nickel plated		

Description	Fastening Set	Mass (g)	Part No.
Base Angle-Left (pcs)		346	5.51.L
Base Angle-Left (set)	2xC+1xAA	443	5.51.L.ST
Base Angle-Right (pcs)		346	5.51.R
Base Angle-Right (set)	2xC+1xAA	443	5.51.R.ST
Base Angle-L+R (pair)		692	5.51.P
Base Angle-L+R (set)	4xC+2xAA	886	5.51.P.ST