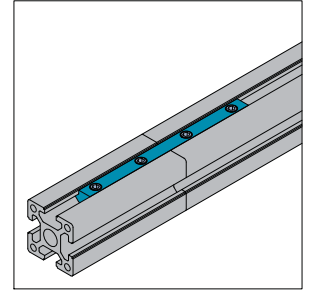
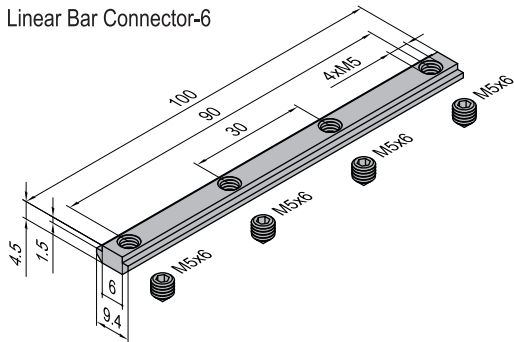


Connecting Elements

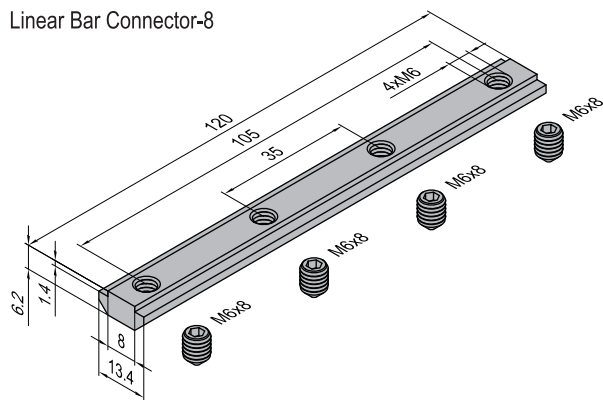
Linear Bar Connector (with set screw).
Material: zinc plated steel for bar and set screw

Linear Bar Connector-6



Description	Mass (g/pcs)	Part No.
Linear Bar Connector-6 (with set screw)	27	3.51.06
Linear Bar Connector-8 (with set screw)	65	3.51.08
Linear Bar Connector-10 (with set screw)	132	3.51.10

Linear Bar Connector-8



Linear Bar Connector-10

